



Bringing quality and beauty to the world.

Mastelladesign offers an exclusive range of high-end design products for bathroom. They are products of great impact that perfectly represent the taste for beauty and the creativity of Made in Italy.



Mastelladesign
BATH · FASHION

VICTORIA

Abey Head Office
57-81 Abey Rd
Melton
Ph. 039747 7777
Selection Gallery
335 Ferrars St
Albert Park
Ph: 03 8696 4000

NEW SOUTH WALES

Abey Office & Selection Gallery
1E Danks St
Waterloo
Office
ph: 02 8572 8572
Selection Gallery
Ph: 02 8572 8500

QUEENSLAND

Office
33-35 Blue Eagle Dr
Meadowbrook
Ph: 07 34405500
Selection Gallery
94 Petrie Tce
Brisbane
Ph: 07 3369 4777

WESTERN AUSTRALIA

Selection Gallery
12 Sundercombe St
Osborne Park
Ph: 08 9208 4500

NORTHERN TERRITORY

Ph: 1800 809 143

SOUTH AUSTRALIA

Ph: 1800 809 143

TASMANIA

Ph: 1800 809 143

abey
www.abey.com.au

CRISTALPLANT®
COMPOSITION: CRISTALPLANT® is an innovative material which top companies and outstanding designers have chosen for its soft touch effect, its beauty and its similarity to natural stone. Add to its aesthetic quality is technical superiority. Whilst other materials used in this segment once scratched or chipped remain damaged CristalPlant® is a unique, technologically advanced composite material, consisting of a high percentage of natural mineral charges and of a low percentage of polyester and acrylic polymers of considerable purity. It is an inert material, hypoallergenic and non-toxic, 100% recyclable, fireproof (class 1); it has a great resistance to UVs, it is dense and non-porous, hygienic, durable and pleasant-touching, easy on the hands for its velvety texture, similar to natural stone. It is very important to emphasize that frequent cleansing of CRISTALPLANT® ensures that its original beauty is maintained and prevents any signs of wear and ageing.

CARE AND CLEANING: Caring for CRISTALPLANT® is both fast and easy. Just wash with soapy water and normal detergent to remove most stains and dirt which deposits on the surface. The detergent can be applied with a soft sponge, cotton cloth or abrasive pad like Scotch Brite®. After cleaning, rinse the surface well to prevent halos from forming. Surfaces painted externally with SOFT TOUCH (bicolor); clean with normal detergents for surfaces, using a spray product and soft sponge or cotton cloth. Don't use abrasive sponges and abrasive products.

STAIN: The inner surface of the CRISTALPLANT® is subject to intensive use that could cause signs of surface wear (scratches, zones with different levels of shine, halos). The original beauty of CRISTALPLANT® can easily be restored using an abrasive Scotch Brite® pad with normal detergent. To clean CRISTALPLANT® and parts painted with SOFT TOUCH you can use the following products: Ammonia solution 10%, Ajax Classic, Glassox, Venti multiuse cleanser, Lysoform for the home, Jlo for the home, Mia for floors, Mr. Clean. After cleaning, rinse the surface well to prevent the formation of halos. CRISTALPLANT® is a material that is homogeneous throughout its thickness and scratches, cigarette burns and stubborn stains.

DAMAGE: In case of scratches or deeper damage, we recommend smoothing the surface with fine sandpaper (320 grain). Note: do not use the abrasive pad or sandpaper on the external part painted with SOFT TOUCH (bicolor).

TO AVOID: Do not use products containing bleach they can create halos on surfaces painted with Soft touch bicolor. Solvents like denatured alcohol, acetone, cleaning fluid or mother solvents used in painting can alter the surface of white Cristalplant and lacquered bicolor. Acids and strong basics such as muriatic acid and lye can alter the surfaces of Cristalplant and lacquered bicolor. Do not use drain cleaning products.

IMPORTANT: Do not use abrasive pads and sandpaper on the parts tinted with Soft touch bicolor. If you are not sure of the aggressive potential of a product try it first on a small zone out of sight before using it (for both surfaces). **IMPORTANT:** Do not use abrasive pads and sandpaper on the parts tinted with Soft touch bicolor. If you are not sure of the aggressive potential of a product, try it first on a small zone out of sight before using it (for both surfaces).

CERAMILLUX LUX
COMPOSITION: Ceramilux Lux is the result of a mixture of minerals and resins. The particular application of the gel, makes the Ceramilux Lux solution perfectly bright and unalterable. It resists at wide temperature variations, UV rays, and stains. Is antibacterial, and has a good impact strength (tensile and bending).

CARE AND CLEANING: For daily cleaning, use only nonabrasive products, suitable for cleaning the bathroom, apply with a soft cloth.

STAIN: The surface can be restored with the use of products for the polishing of bodywork (polish) available in Hobby stores and applied with a soft cloth and a circular motion. The low abrasive effect of this product, removes minor damage and restores the shine of the surface.

DAMAGE: In case of more evident scratches, which may not exceed the thickness of the gel surface, rub down with very fine sandpaper (grain 1200 / 1500) always in a circular motion, then proceed as for stains.

TO AVOID: Do not use solvents (such as paint thinner, acetone, trichloroethylene), paint strippers, oven cleaners and metals cleaning. In case of accidental contact with the surface of these products, rinse immediately with running water, then, in the case of opaque surface, proceed as for stains. LUX is impact resistant, but heavy or sharp objects may leave marks and bruises.

MAK MAT
COMPOSITION: Mak Mat is the result of a mixture of minerals and resins (acrylic). The particular application of the gel, makes the MAK MAT solution satin and matt at touch. It resists at wide temperature variations, UV rays, and stains. Is antibacterial and has a good impact strength (tensile and bending).

CARE AND CLEANING: To remove water stains and dirt that normally settles on the surface, simply wipe with soapy water or common non-abrasive detergent used with nonabrasive sponge.

STAIN: In case of stubborn stains, the surface of MAK MAT can be restored with the use of slightly abrasive products (Of cream).

DAMAGE: Some improper use can cause visible defects on the surface. In order to repair deep scratches, minor chips and stains, products for sanding can often be used on the surface. If the film surface is not damaged in all its thickness, fine sandpaper (800-1000 grit) can be used until surface is completely uniform.

TO AVOID: Do not use harsh chemicals such as acetone, turpentine, acids, paint strippers, cleaning for ovens or for the cleaning of metals. Some substances such as ink, cosmetics and dyes in prolonged contact with the product can leave stains on the surface. Do not put lit cigarettes on the surface, do not cut directly on the surface. MAK MAT is a product with good resistance to heat but avoid placing hot objects on the surface.

MAK LUX
COMPOSITION: Mak Lux is the result of a mixture of minerals and resins. The particular application of the gel, makes the MAK LUX solution perfectly bright and unalterable. It resists at wide temperature variations, UV rays, and stains. Is antibacterial, and has a good impact strength (tensile and bending).

CARE AND CLEANING: For daily cleaning, use only nonabrasive products, suitable for cleaning the bath, apply with a soft cloth.

STAIN: The surface can be restored with the use of products for the polishing of bodywork (polish) available in Hobby stores and applied with a soft cloth and a circular motion. The low abrasive effect of this product, remove minor damage and restore the shine of the surface.

DAMAGE: In case of more evident scratches, which may not exceed the thickness of the gel surface, rub down with very fine sandpaper (grain 1200 / 1500) always in a circular motion, then proceed as for stains.

TO AVOID: Do not use solvents (such as paint thinner, acetone, trichloroethylene), paint strippers, oven cleaners and metals cleaning. In case of accidental contact with the surface of these products, rinse immediately with running water, then, in case of opaque surface, proceed as for stains. MAK LUX is impact resistant, but heavy or sharp objects may leave marks and bruises.

TECNORI®
COMPOSITION: Tecnori® is a material consisting of 70% natural mineral material combined with high quality acrylic resin (ATH is PMMA), rather than polyester resin. This ensures that it will maintain its original color for a long time without yellowing. Since it is a solid material, hygienic and flame-retardant, not coated or laminated, Tecnori® can be used to obtain high-performance, elegant installations with excellent yield. The compact, non-porous surface is durable and easy to clean with normal household detergents. With its composition and uniform color through the entire thickness, small cuts, scratches and cigarette burns can be easily repaired to restore the product its original beauty (in this case we suggest contacting an expert).

CARE AND CLEANING: Tecnori® is a sturdy, durable material, but like all sophisticated products, it can be damaged if used improperly. To ensure the long life of your sink or counter in Tecnori®, we provide a few recommendations for easy maintenance, so you can be satisfied for many years with the product purchased. For general maintenance, we recommend cleaning the surface with warm water and mild detergent, using a soft damp cloth or sponge. Dry with a soft cloth.

STAIN: Tecnori® is a non-porous material and therefore stains are not absorbed below the surface. However, since the degree of damage will depend on the durations of the contact with the staining agent, it is best to remove stains immediately. In case of stains caused by hard water, soap or mineral products, clean with a scale-removing detergent (e.g.: vinegar, VIKAL®, AJAX®, CIF® scale remover). Rinse with warm water and dry with a soft cloth.

DAMAGE: In case of particularly stubborn stains or small cuts or scratches, use an abrasive detergent (e.g.: VM®, AJAX®) and an abrasive sponge (e.g.: SCOTCH-BRITE®). Rinse with warm water and dry with a soft cloth. In case of cigarette burns or small cuts, use the "Maintenance Kit" (supplied on request), or a sequence of fine-grain sandpaper sheets: 220/320/500 (possibly 1000, to finish), taking care to clean the area with hot water and a soft cloth between one sanding and the next.

TO AVOID: Some particularly aggressive chemical products such as strong acids (e.g. concentrated sulphuric acid), ketones (e.g. acetone), chlorinated solvents (e.g. chloroform) or combinations of solvents (e.g. paint removers) can stain and damage the materials. In case of accidental contact with these products, remove all traces at once. Whatever happens, nothing is irreparable: Tecnori® can be repaired and restored quickly and easily by contacting an expert.

MITEK - MINERALMARMO®
COMPOSITION: MITEK-MineralMarmo® is material composed of 75% natural mineral charges (calcium carbonates and aluminum trihydrate) blended with 25% polyestereisen. The gelcoat film that covers the surface of the material is of the acrylate polyester type which allows excellent characteristics of resistance to be obtained. Its appearance and its mechanical and chemical characteristics make this material perfectly suitable for furnishing bathrooms and public rooms.

CARE AND CLEANING: The frequent cleaning of MineralMarmo® ensures that its original beauty is maintained and prevents signs of wear over time. Some aggressive chemicals may damage the surface of MineralMarmo®.

It is advised not to use strong acids and bases (such as hydrochloric acid and caustic soda), ketones (acetone), chlorinated solvents (trichloroethylene) and products used in the painting sector. In many cases it doesn't have problem with make-up, nail enamel and related solvent.

STAIN: Taking care of MineralMarmo® is easy and quick. In order to remove stains, limescale or stains that commonly deposit on the surface just clean MineralMarmo® with soapy water or with common non-abrasive gel cleansers and rinse carefully. The cleaning products must be used as: ACE® gel, AJAX® to use with non-abrasive sponge or with a cotton cloth.

DAMAGE: Improper use can cause visible defects on MineralMarmo® surface. It is often possible to eliminate scratches, stains or splinters easily at home. If the gelcoat isn't damaged totally in its depths, it will be possible to uniform the surface by using very fine sandpaper (800-1000 grain). To regain original brilliance use polish products (i. e. car bodies polish) will be OK.

TO AVOID: Avoid abrasive sponges or cleaners. MineralMarmo® has a good resistance to heat but it is better to avoid leaning scorching objects on the surface. Do not use aggressive chemical cleaners such as nail varnish remover or trichloroethylene. Some substances such as ink, cosmetics and dyes could leave stains on the surface after a prolonged contact. Do not lean directly on MineralMarmo® lit cigarettes. Do not cut anything directly on MineralMarmo® surface.

Mastella design


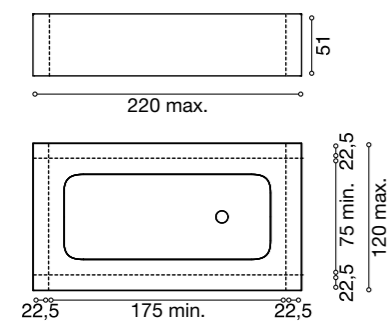
Mastelladesign
BATH · FASHION



Bathtubs

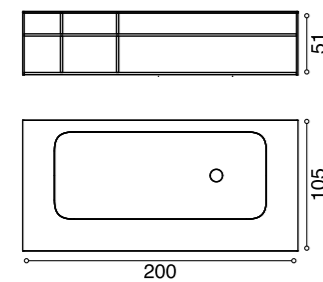
Kelly Mak Mat

VA16*
Kelly Freestanding Mat Mak
White Bath



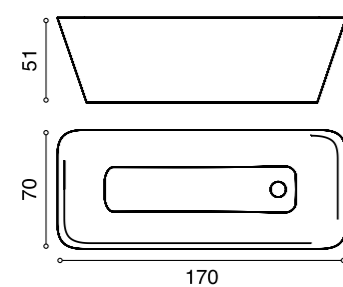
KellyBook Mak Mat

VA24A*
KellyBrook Freestanding bath
Wood
VA24B*
KellyBrook Freestanding bath
Matt Laquer
VA24C*
KellyBrook Freestanding bath
Glossy



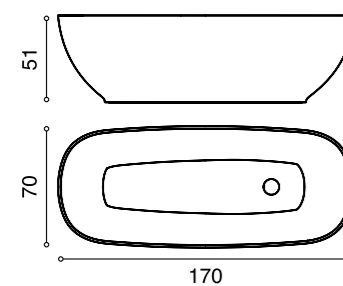
Mendi Mak

VA17*
Mendi Mak Mat
VA18*
Mendi Mak Lux



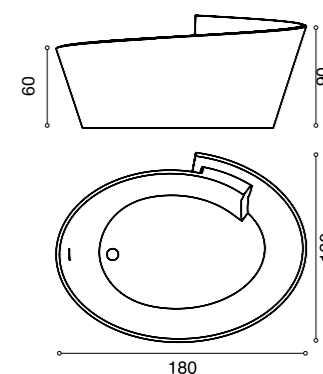
Betty Mak

VA20*
Betty Mak Mat
VA19*
Betty Mak Lux



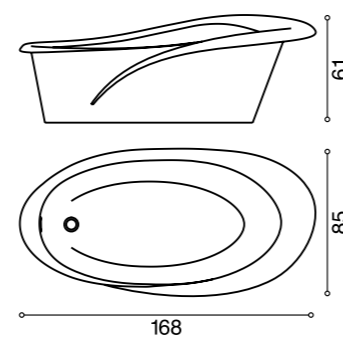
Anahita Cristalplant®

VA14*
Anahita Bathtub Freestanding
White
VA14BI*
Anahita Bathtub Freestanding
Bi Colour



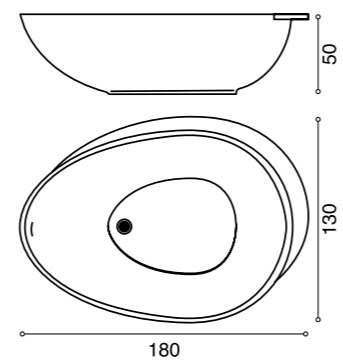
Kallaguan Cristalplant®

VA05*
Kalla Bath
White



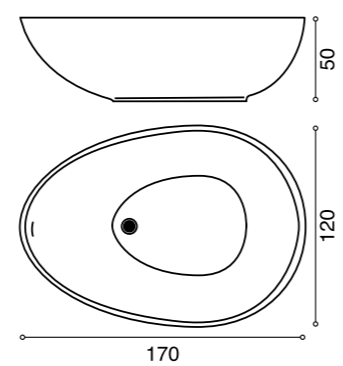
Vov Party Cristalplant®

VA03*
Vov Party
VA03BI*
Vov Party
Bi Colour



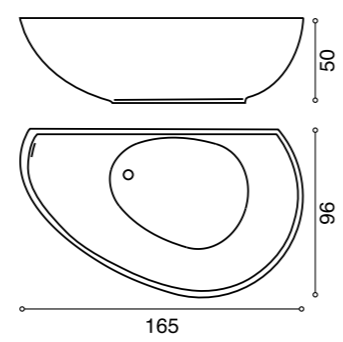
Vov Cristalplant®

VA01*
Vov Freestanding
White
VA01BI*
Vov Freestanding
Bi-Colour
VA01B*
Vov Freestanding
Black



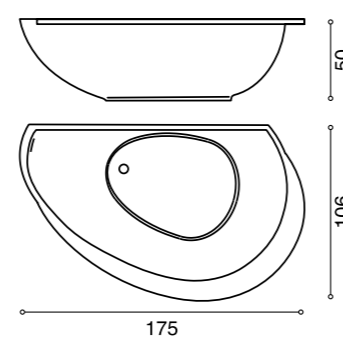
Vanity Cristalplant®

VA02*
Vanity Bath Wall-Mounted
White
VA02BI*
Vanity Bath Wall-Mounted
Bi Colour



Vanity Party Cristalplant®

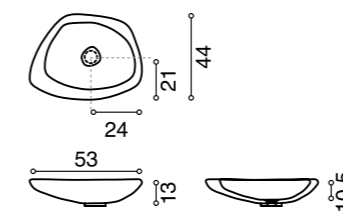
VA04*
Vanity Party
White
VA04BI*
Vanity Party
Bi Colour



Basins

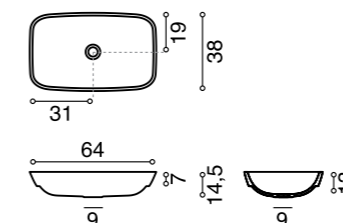
Sasso Cristalplant®

SA00B
Sasso Black in Cristalplant®
SA00
Sasso White in Cristalplant®



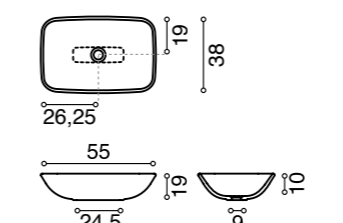
Goji Mak Mat

SM81
Goji Mak Mat White Basin



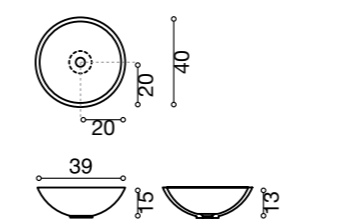
Ilkos Mitek

SM25
Ilkos White Basin Mitek



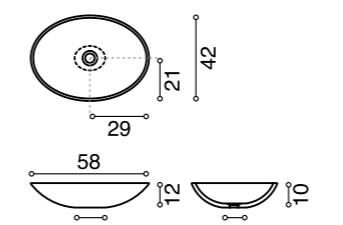
Tondo Mak Mat

SM55
Tondo White Basin Mak Mat



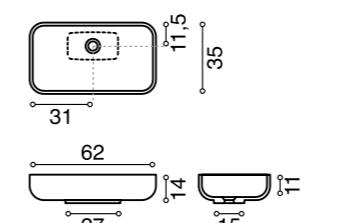
Sokos

SM17
Sokos White Basin Mitek
SM11
Sokos White Basin Cristalplant®



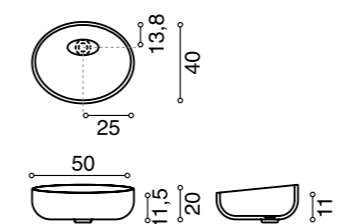
Pilk Mak Mat

GM00
Pilk Basin White Mak Mat



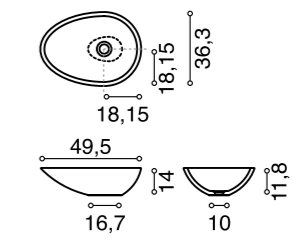
Tam Tecnoril®

TA00
Tam Counter Top Basin White



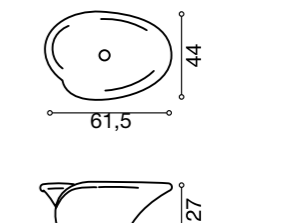
Vov due Cristalplant®

SM12
Vov due Egg Shaped Basin White



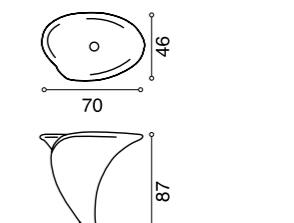
Kalla Short Cristalplant®

SM28*
Kalla Short Basin White



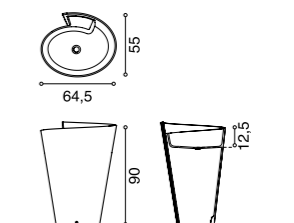
Kalla Cristalplant®

SM26*
Kalla Freestanding Basin White



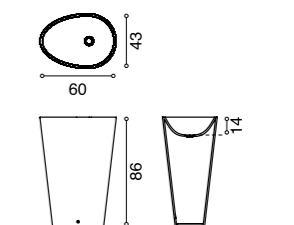
Kon Cristalplant®

FK01
Kon Freestanding Basin White
FK01BI
Kon Freestanding Basin Bi Colour



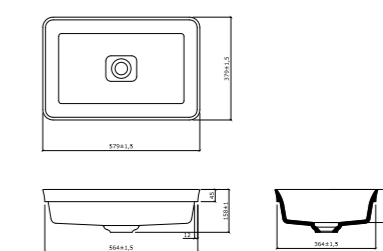
Body Cristalplant®

SM24*
Body High Basin White
Freestanding
SM24BI
Body High Basin Bi Colour
Freestanding



Yak-In Mak

SM65
Yak-In Mak Mat
SM66
Yak-In Mak Lux



Yak-Out Mak

SM63
Yak-Out Mak Mat
SM64
Yak-Out Mak Lux

